



MARINEplank™

MARINEPLANK SURFACE
FIXED TIMBER DECKING

ARCHITECTURAL HARDWOOD DECKING, CLADDING & CEILING SYSTEMS



THE SYSTEM

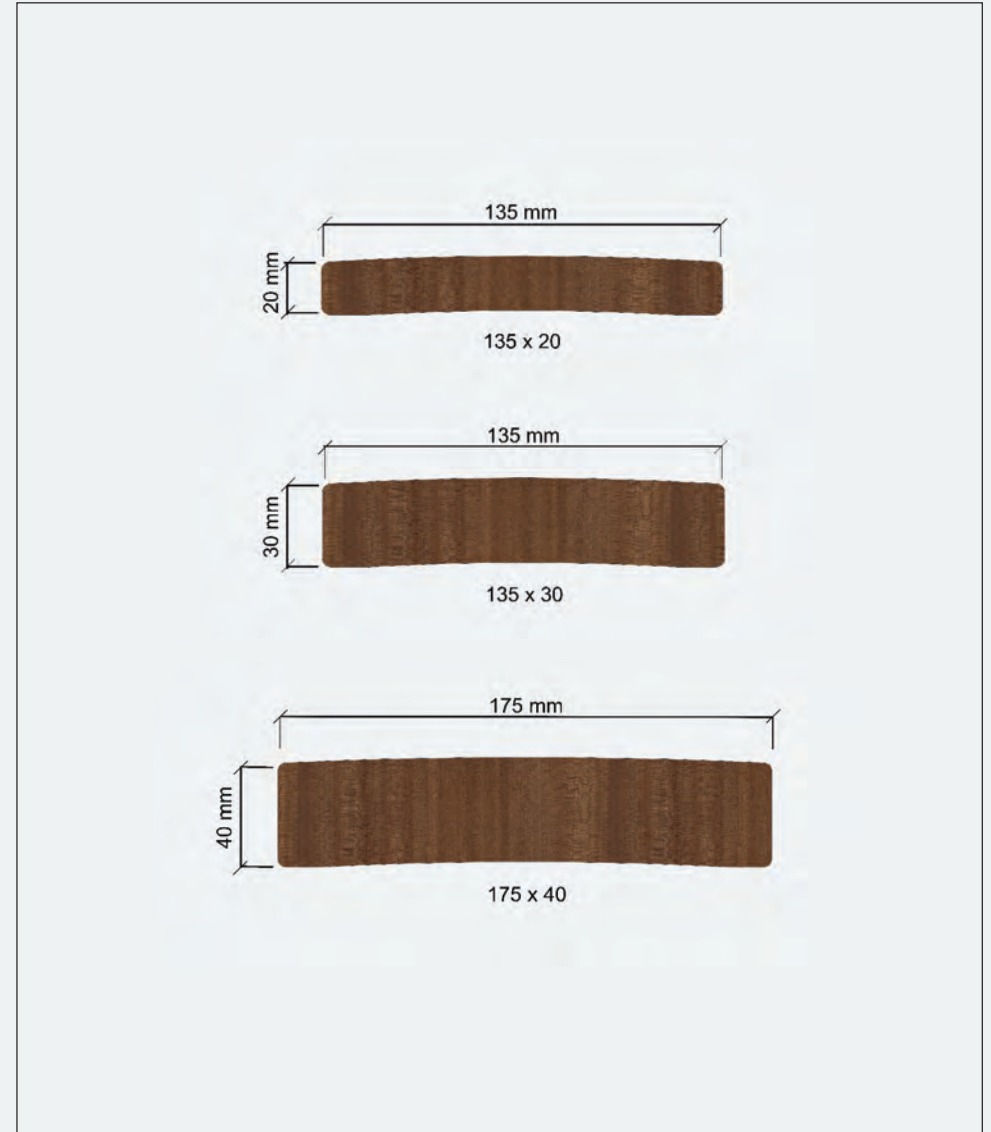
Marineplank is a specially profiled timber decking board with a slightly domed surface. Marineplank is designed to prevent cupping and rotting by easily shedding any water that would normally sit on the surface of standard flat decking. Marineplank is the ideal solution for timber decking around pools, exposed to weather, commercial decks, and boardwalks. This long-lasting decking profile has been used by some of Australia's leading architects and builders for projects like the Perth Stadium, Marina boardwalks, and high-end residential projects from Byron Bay to Margaret River.



MARINEPLANK SIZES & PROFILES



Size Selection Note: For high traffic areas and commercial applications, we recommend you consider using 30mm or 40mm options where available. Spotted Gum and Jarrah are popular species for these types of applications.






TIMBER SPECIES




BLACKBUTT	
Pricing	\$\$\$
Sizes Available	85×20, 130×20
Recommended Use	Residential Applications



SPOTTED GUM	
Pricing	\$\$
Sizes Available	85×20, 85×30, 135×20, 135×30
Recommended Use	Residential & Commercial Applications



JARRAH	
Pricing	\$
Sizes Available	85×20, 85×30, 130×20, 130×30, 175×40
Recommended Use	Residential & Commercial Applications



IRONBARK	
Pricing	\$\$
Sizes Available	85×20, 130×20
Recommended Use	Residential & Commercial Applications



PACIFIC TEAK	
Pricing	\$\$
Sizes Available	85×20, 85×30, 135×20, 135×30
Recommended Use	Residential & Commercial Applications



TIMBER SPECIES DATA

TIMBER SPECIES	BAL RATING*	LENGTHS**	MOVEMENT***
Blackbutt	BAL 12.5, 19 & 29	Average Length 2.4m	High - 7.3%
Jarrah	BAL 12.5 & 19	Average Length 2.1m	High - 7%
Pacific Teak	BAL 12.5 & 19	Average Length 2.7m	Low - 4%
Spotted Gum	BAL 12.5, 19 & 29	Average Length 2.7m	Medium - 6.5%
Ironbark	BAL 12.5, 19 & 29	Average Length 2.7m	Medium - 6.1%

* BAL refers to bush fire attack level.

** Average board length, lengths supplied range from 0.9-4.2m+ with 90% of boards 1.8m and above. Higher average means more longer length boards.

*** Stability of the timber, shrinkage across the board width.





FINISHING

Timber can be supplied uncoated or fully pre-oiled prior delivery. Mortlock uses Clear Cutek CD50 which is a penetrating oil, designed for external use while also suitable for internal applications. To maintain the natural timber colour, an additional two coats are to be applied on site as per manufacturer's application and maintenance instructions. Mortlock can pre-oil with Cutek Colourtone, this adds extra cost and results in longer lead times. Further information on Cutek oil can be found at www.cutek.com.au.



PRICING & TENDER SUBMISSION

To make large scale projects and tenders easier, we are able measure from PDF drawings which are returned with a detailed BOQ and an itemised proposal for cross referencing. Email plans or Tender invite to info@mortlock.com.au

EXAMPLE SPECIFICATION	
Product Name	Marineplank Timber Decking
Timber Species	Jarrah
Finish	Cutek CD50 Clear Oil
Board Size & Shape	130×30
Fire Requirements	BAL 19
Contact	Mortlock Timber Group 1800 894 400 info@mortlock.com.au www.mortlock.com.au





UNEVEN WEATHERING

Uneven weathering will be caused where timber is left stacked in the sun prior to installing. Please keep in mind, even when the timber is plastic wrapped, weathering can still occur as plastic is not UV resistant. The recommended way to resolve this is to leave the decking exposed for a few months and the uneven weathering will eventually fade. Decking installed in shady areas will not weather as much as timber in fully exposed areas.

MINIMUM GROUND HEIGHT

We recommend timber decking to have a minimum 300mm ground clearance, so timber can breathe and allow moisture to escape.

EXPANSION ALLOWANCE

Timber is a porous material and some movement should be expected.

DRAINAGE

Ensure adequate drainage underneath the deck to allow water to flow away. If water is not able to drain or flow away from the timber it will expand beyond normal expectations and cup.

ONSITE STORAGE

The decking should be kept in its original pack until installation. If it is repacked, it should be done the same as it was when delivered and must be stored out of the weather and at least 50mm off the ground.

TIMBER MOVEMENT

Considering the effects of the harsh Australian climate, from heavy monsoonal rains to areas with extremely hot and dry summers, you can only expect timber to move. If timber shrinks or expands slightly this is completely normal. Mortlock Timber cannot be held liable for timber that is not maintained or in prolonged contact with moisture. This will cause timber to move beyond normal expectations.

TANNIN LEACHING

Tannins are natural extractives present in most timbers, some more than others. Moisture permeating through the timber will bring these tannins to the surface which can cause stains on surrounding materials such as paving or rendered walls. Levels of tannin leaching will reduce over time and if staining does occur it should be scrubbed off as soon as possible using a stiff bristled broom and soapy water.

Quick Link: <https://www.mortlock.com.au/timber-leaching/>

TIMBER WASTE

To allow for offcuts and joining boards over joists a 10% waste factor is considered standard industry practice.



BUILDING THE SUBFRAME

To avoid cutting the last board to final width, consider building the subframe to a width to suit the incremental sequence of the boards. For example: 2400mm deck width. 85mm board with a 5mm spacing has a 90mm cover. Therefore $2400 \div 90\text{mm} = 26.67$ boards. 27 boards \times 90mm is 2430mm total width. Final width = $90 \times 27 = 2430$.

Joists to be set at 450mm centres for 20mm thick decking and 600mm centres for 30 and 40mm thick decking. Marineplank can be installed on timber or steel joists. Tops of joists should have a joist flashing or painted black.

Marineplank Timber Decking is designed for bearers and joists that are structurally sound as per the AS1720 and compliant with the National Construction Code (NCC). Decking subframe should be constructed as per Australian Standards. Mortlock does not supply timber for subframes. Installation standards for decking products is outlined in the AS1684 and AS1720.

Quick link: <https://www.woodsolutions.com.au/articles/1684-code-compliance-overview>


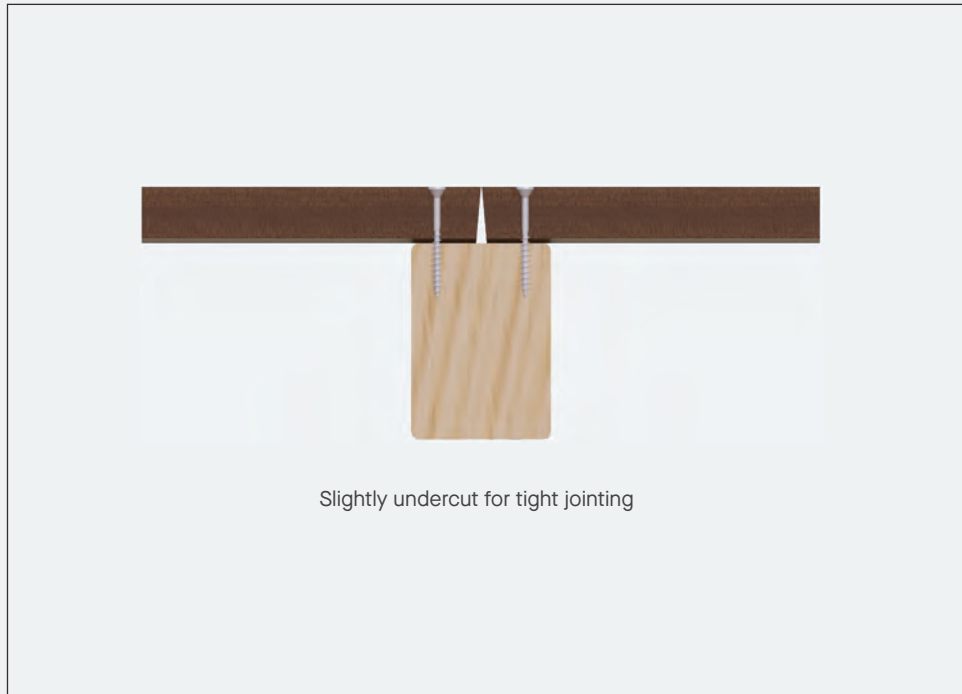
SPACING BETWEEN BOARDS

Use a spacer to maintain a consistent gap between the decking boards and adjacent walls. 85mm width decking to have a 5mm spacing, 130mm width decking to have 6mm spacing, and 175mm to have 8mm spacing between boards.



FIXING & JOINTING BOARDS

Each board should be fixed to each joist with two screws per board per joist and in accordance with the Australian Standards. Four screws should be used where boards are butt jointed with screws approx. 12mm in from the ends of the boards. End joints should be slightly undercut to ensure a tight fit as per diagram below. Board joints should be staggered and sit over a joist. Pre-cutting and loose laying boards ahead of screwing them down helps to minimise waste and stagger the joints.





SCREW SELECTION GUIDE CHART

DECKING THICKNESS	SCREW LENGTH FOR TIMBER JOISTS	SCREW LENGTH FOR STEEL JOISTS	RECOMMENDED GAUGE
20mm	50mm	30mm	10g
30mm	60mm	40mm	14g
40mm	70mm	50mm	14g

This chart is a guide only, you should speak to Mortlock Timber or your Fixings supplier to discuss your requirements prior ordering.

MAINTENANCE

Mortlock Timber uses Cutek CD50 oil when pre-oiling, whilst there are other products you can use, below is a recommendation for maintaining your timber decking using Cutek CD50.

One coat of Cutek CD50 Clear should be applied to all surfaces of the timber prior to delivery by Mortlock Timber Group, with a second coat of Cutek CD50 applied once installation is complete. Apply a second coat of Cutek CD50 with Colourtone to decking once installation is complete to delay the silvering process and enhance the natural character and colour of the timber. Colourtone Cutek oils can still look like a clear finish, depending on the Colourtone selected. Colour tone recommendations can be found at www.cutek.com.au/product/colourtones/

A third coat of Cutek CD50 with Colourtone should be applied once construction is complete. A fourth coat should be applied within 6 months of third coat.

After the fourth coat, recoating time varies widely according to many factors including the age and porosity of the wood, species, situation, and exposure to the weather. Typically, fully exposed decks may require coating every 1-2 years. Cutek CD50 should be reapplied when the wood is no longer beading water, or as frequently as necessary to retain the natural beauty and colour of the wood.

Oil should only be applied once the previous coat has completely penetrated and is dry. The time taken for Cutek CD50 to diffuse into the timber varies significantly, depending on aspect, species, ambient temperature, porosity, and moisture content of the timber.

Further information on where to buy Cutek Oil and application instructions can be found at www.cutek.com.au.






PROJECT DETAILS	
Project	Hindmarsh Island Residence
Location	Hindmarsh Island SA
Board Size	130x30
Timber Species	Pacific Teak



PROJECT DETAILS	
Project	Hindmarsh Island Residence
Location	Hindmarsh Island SA
Batten Size	130×30
Timber Species	Pacific Teak





PROJECT DETAILS	
Project	Optus Stadium Precinct
Location	Perth WA
Batten Size	175x40
Timber Species	Jarrah



PROJECT DETAILS	
Project	Sanctuary 21
Location	Cowaramup WA
Batten Size	130x20
Timber Species	Spotted Gum





PROJECT DETAILS	
Project	Freshwater Residence
Location	Margaret River WA
Board Size	130x20
Timber Species	Spotted Gum

DESIGN & INSTALLATION CONSULTING

Our team can work through detailing and specification requirements to meet specific project requirements. We can assist with budget management without compromising aesthetics and ensure our products perform with an extended life cycle.

SAMPLES

Mortlock Timber Group samples department is stocked with our full range. We use express delivery service and generally deliver samples to your door within 2-3 days. Custom samples and sample boards can take 3-6 weeks depending on requirements.



W: www.mortlock.com.au

T: 1800 894 400

E: info@mortlock.com.au

Distribution: WA | SA | VIC | NSW | QLD | TAS